



Porta a saloon
apertura ad ante battenti verso l'interno e verso l'esterno.

Paroi de douche à deux panneaux à battants
ouverture vers l'extérieur et l'intérieur.

Saloon door
shower enclosure with inward and outward pivot doors.

Puerta abatible tipo saloon
con apertura con hojas abatibles hacia el interior y el exterior.

Pendeltür
Schwingtüröffnung nach außen und nach innen.

Saloondeur
douchedeur met twee zowel naar binnen als naar buiten openzwaaiende panelen.


Распашная дверь типа салун
распашные створки открываются вовнутрь и наружу.




H 195 cm. - V 6 mm.

Finitura profili


Finitions des profilés_Profiles finishing _Acabado perfiles
Profilfarbe_Profiel afwerkingen _Отделка профилей




ULU
brillantato cromo
chromé brillant
brilliant chrome
aluminio cromo
Chrom glänzend
glanzend chrom
светлый блестящий хром




L01
bianco
blanc
white
blanco
Weiß
wit
белый



SAR
satinato argento
satiné argent
silver glazed satin
satinado plata
Satinier Silber
satijn Zilver
сатинированное серебро



L91
bianco opaco
blanc mat
matt white
blanco mate
Matt Weiß
wit matte
белый Матовая




L95
grigio opaco
gris mat
matt grey
gris mate
Matt Grau
grijs matte
серый Матовая



L96
nero opaco
noir mat
matt black
negro mate
Matt Schwarz
zwart matte
черный Матовая

Finitura pannelli

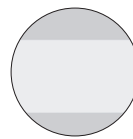
Finitions des panneaux_Panels finishing _Acabado perfiles
Glasart_Paneel afwerkingen _Отделка панелей



TR
trasparente
transparent
transparent
transparente
Klarglas
transparent
прозрачное



ST
Stampato
granité
frosté
estampado
Bedrukttes Glas
gemarteld
узорчатое



RF
trasparente con fascia Satinata
transparent bande sérigraphiée
transparent with serigraphy band
serigrafía franja
Klarglas siebdruck Band
transparent zeefdruk band
прозрачное рисунок шелкография полоса

Porta a saloon

Paroi de douche a deux panneaux à battant




Saloon door

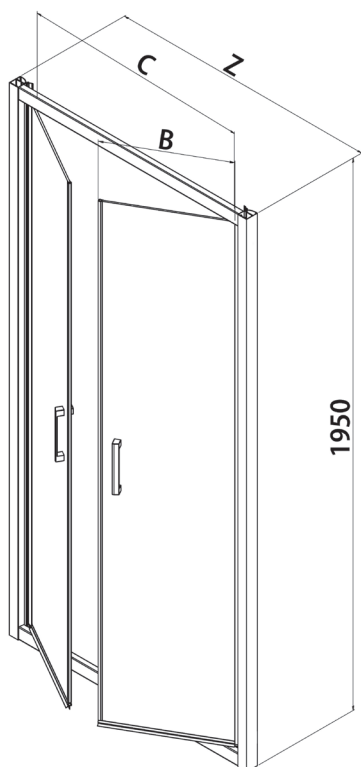
Puerta abatible tipo saloon

Pendeltür

Saloondeur

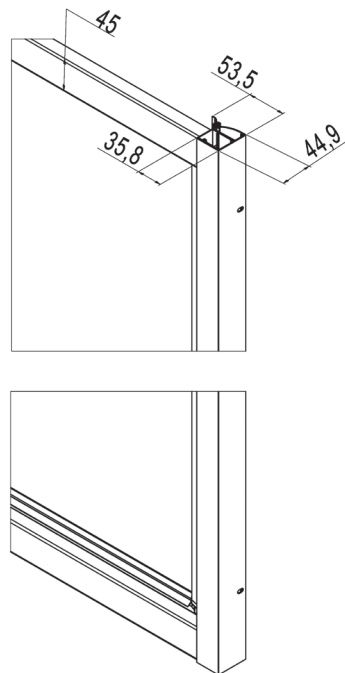
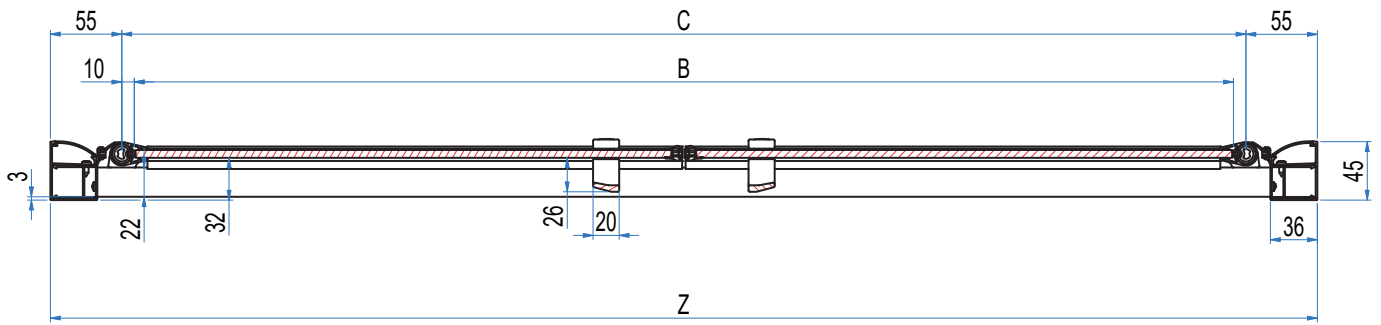
Распашная дверь типа салун

Z [cm]	Cod.	A [cm]	B [cm]	C [cm]	 [dm³]	 [kg]	 [n°]
67-71	B0930	//	27,8	52	114	24	1
72-76	B0931	//	30,3	57	122	25	1
77-81	B0932	//	32,8	62	149	30	1
82-86	B0937	//	35,3	67	139	28	1
87-91	B0933	//	37,8	72	162	32	1
92-96	B0938	//	40,3	77	152	31	1
97-101	B0934	//	42,8	82	178	35	1
107-111	B0935	//	47,8	92	162	33	1
117-121	B0936	//	52,8	102	163	34	1



160 mm

Interasse maniglia
Empattement de la poignée
Handle wheelbase
Distancia entre ejes de la manija
Radstand handhaben
Handvat wielbasis
Колесная база ручки

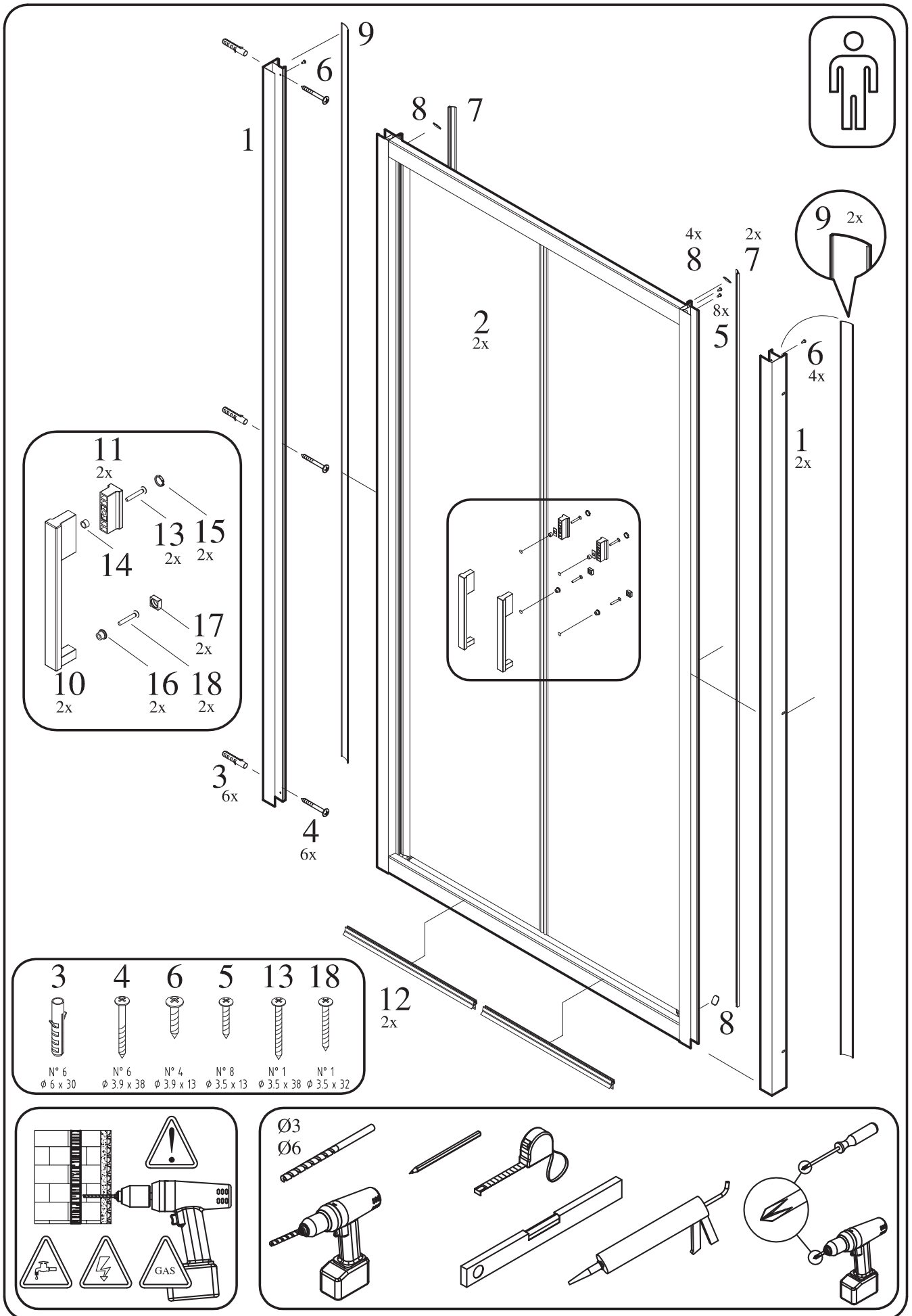


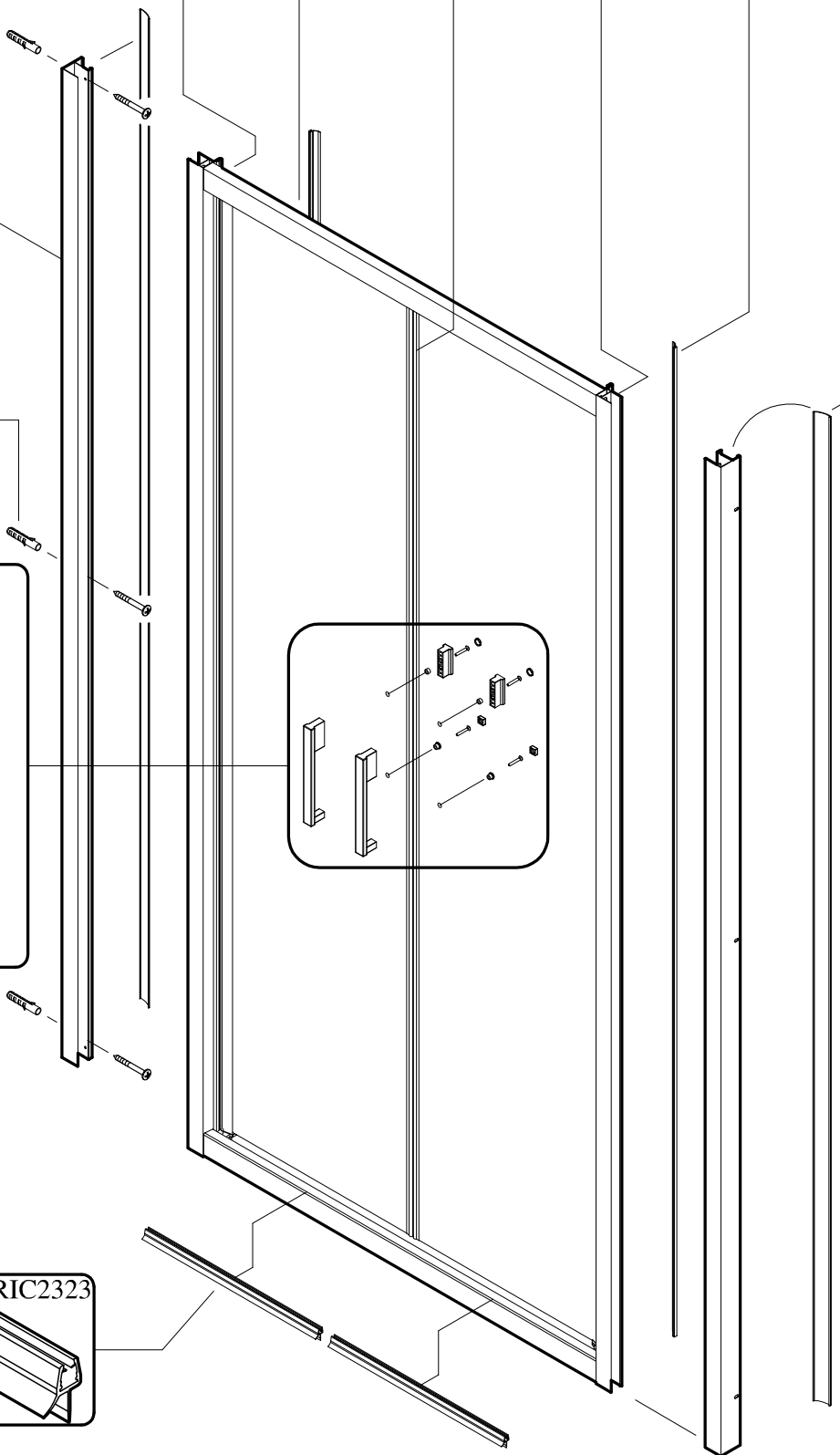
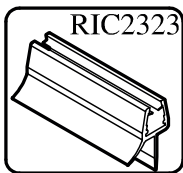
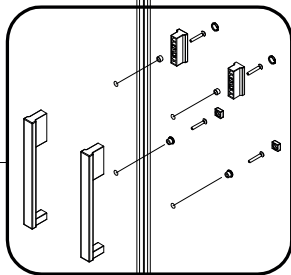
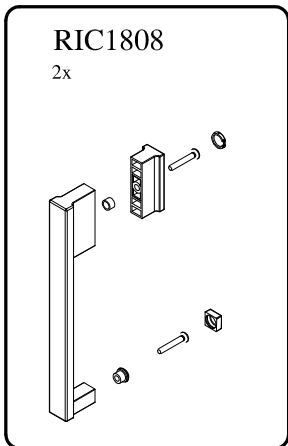
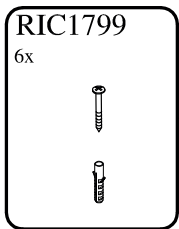
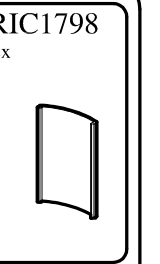
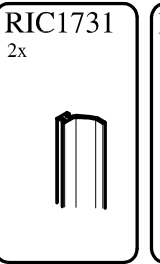
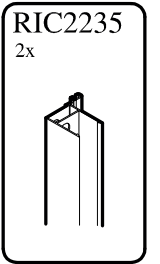
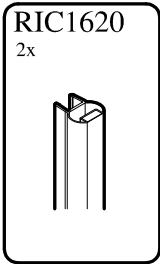
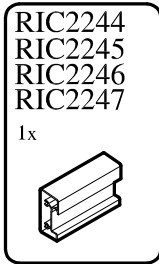
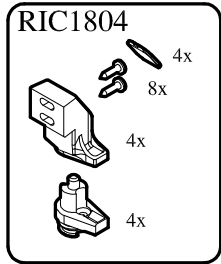
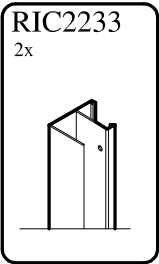


Prodotti Speciali - Produits Spéciaux - Special products - Productos Especiales - Sonderfertigungen - Maatwerk - Специальные Иродукты

MISURE LIMITE	Altezza max 200 cm.	//	Larghezza max 121 cm.	Larghezza min 50 cm.
MESURES LIMITES	Hauteur max 200 cm.	//	Largeur max 121 cm.	Largeur min 50 cm.
LIMITS OF MEASUREMENTS	Height max 200 cm.	//	Width max 121 cm.	Width min 50 cm.
MEDIDAS LIMITE	Altura max 200 cm.	//	Anchura max 121 cm.	Anchura min 50 cm.
GRENZMAßE	Höhe max 200 cm.	//	Breite max 121 cm.	Breite min 50 cm.
EXTREME MATEN	Hoogte max 200 cm.	//	Breedte max 121 cm.	Breedte min 50 cm.
ПРЕДЕЛЬНЫЕ РАЗМЕРЫ:	Макс. высота 200 см	//	Макс. ширина 121 см	Мин. ширина 50 см


	I								
	II								
	III								






RIC1731

2x



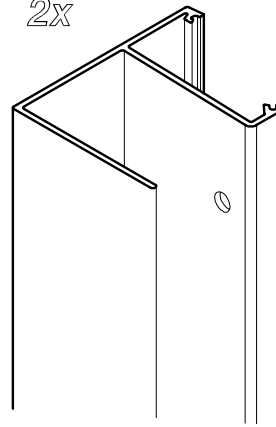
RIC1798

2x



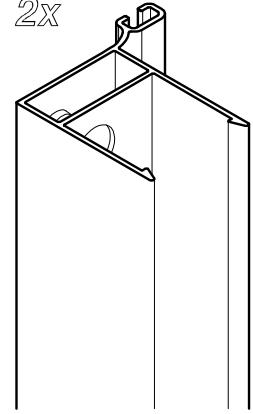
RIC2233

2x



RIC2235

2x



RIC1799



6x

RIC1620



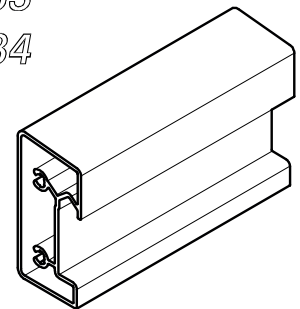
2x

RIC2244 - B0930

RIC2245 - B0932


RIC2246 - B0933

RIC2247 - B0934



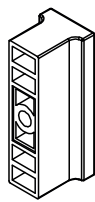
1x

RIC1808



1x

1x



1x



1x



1x



1x



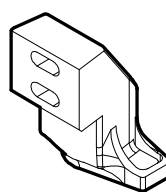
1x



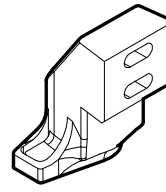
1x



RIC1804



2x



2x



4x



4x



8x

RIC2323

2x

